

# TOSHIBA

## Portégé 3500 Series

### Model(s):

Portégé 3500: PIII 1.33/12.1"TFT/256MB/40GB/WLAN/WinXP-TE  
Portégé 3505: PIII 1.33/12.1"TFT/256+256/40GB/WLAN/DVD/WinXP-TE

### Part Numbers

PP350U-002GF4  
PP350U-002YXE

## Product Highlights

- Innovative Notebook Design
- Comfortable 12" Tablet Screen Design
- Flexible Productivity
- Stay Connected, Your Way
- Ergonomically Astute Design

## System Characteristics

### CPU (See CPU Performance Disclaimer) ♦

- Intel Pentium III processor-M featuring Enhanced Intel® SpeedStep™ technology at 1.33GHz (1.4V)
- Trident CyberALADDiN-T system chipset

### L2 Cache

- 512KB Level 2 Cache integrated on die
- 133MHz front side bus clock speed

### Memory

- 256-1024MB SDRAM
- 128MB/256MB/512MB PC133 SDRAM, 3.3V
- Data/Address Bus Width: 64bit/32bit

### Mass Storage

- 60, 40, 30, and 20GB\* 2.5" Enhanced IDE (ATA-5) hard disk drive; 9.5mm height
- 30GB and 20GB: 4200rpm drive rotation, 60GB and 40GB: 5400rpm drive rotation

### Graphics/Video

- 12.1" Poly-silicon TFT Color LCD; internal display supports up to 16M colors at 1024 x 768
- Trident CyberALADDiN-T graphics controller; 16MB external UMA video memory
- 3D Graphics Accelerator, AGP bus support
- External Color Support  
800 x 600; 16M colors  
1024 x 768; 16M colors  
1280 x 1024; 64K colors (virtual display)  
1600 x 1200; 64K colors (virtual display)

### Input Devices

- Keyboard: 84 keys with 12 function keys, 2.7mm key stroke, 6mm height, 19mm key pitch; Dedicated Windows® & Application keys support; HotKey function
- Integrated TouchPad
- Toshiba Tablet Pen with hovering feature
- 4 Hardware Buttons: Windows Security Button, PageUp\*\*, PageDown\*\*, and Enter/Menu\*\*

### Expandability

- 1 User-accessible expansion memory slot
- 1 Type II/Type I PC Card slot; PCMCIA R2.01, PC Card16, CardBus
- 1 SD card slot
- 1 CF Type II slot

### Communications

- Integrated V.92 modem

Due to FCC limitations, speeds of 53kbps are the maximum permissible transmission rates during Download. Actual data transmission speeds will vary depending on line conditions.

- Integrated 10 Base-T/100 Base-TX Ethernet
- Integrated Fast Infrared (4Mbps)
- Optional Integrated Bluetooth (v1.1)
- Integrated Wi-Fi™ compliant wireless LAN (802.11b & Atheros 802.11a/b)

### Ports

- RGB (monitor) port
- 2 Universal Serial Bus (USB) 2.0 ports
- RJ-45 LAN port
- RJ-11 modem port

### Physical Description

- Dimensions (WxDxH): 11.6" x 9.2" x 1.2/1.3"
- Weight: 4.1 lbs

- LED Indicators: Power, Hard Drive, DC-IN, Battery, Wireless Communication, SD Card, Caps Lock, Arrow, Numeric

### Sound

- Ali M1535 integrated software sound
- 16-bit stereo with built-in speaker and microphone
- Direct 3D Sound; DirectSound and DirectMusic; Full Duplex and MIDI support
- Sound Volume dial
- Microphone port, headphone port

### Power Supply

- AC Adapter: 45W external AC Adapter (15V x 3A), 100-240V / 50-60Hz frequency (Universal) input voltage  
Dimensions (WxDxH): 3.6" x 1.6" x 1.1"  
Weight: 0.4 lbs
- Battery Pack: 6-cell, rechargeable, removable Lithium-Ion battery  
Dimension (WxDxH): 8.9" x 2.9" x 0.5"  
Weight: 0.7 lbs
- Battery Life: Up to 3.5H Main Battery

Battery life may vary depending on product model, configuration, applications, power management settings and features utilized. Recharge time varies depending on usage. Battery may not charge while computer is consuming full power. After a period of time, the battery will lose its ability to perform at maximum capacity and will need to be replaced. This is normal for all batteries. To purchase a new battery pack, see the accessories information that shipped with your computer or visit

[www.accessories.toshiba.com](http://www.accessories.toshiba.com)

### Security

- Slot for cable lock; Memory, HDD and modem/LAN (by screw only); User Power-on password, HDD Password, Screen Blank and Keyboard Lock (by Hotkey), Screen Saver (by software).

### Bios

- TSETUP, ACPI V1.0b, VESA V2.0, DPMS Support, DDC2B Support, SM BIOS V2.3, PCI BIOS V.2.1 Support

### Operating System

- Microsoft® Windows XP Professional Tablet Edition

### Additional Software

- Adobe Acrobat Reader
- Symbol Commander
- Zinio Reader
- Windows Media Player
- Microsoft Internet Explorer
- Toshiba Custom Utilities

### Warranty

- Portégé 3500: 3 year parts and labor, 1 year battery
- Portégé 3505: 1 year parts, labor, and battery

### Environmental Specifications

- **Temperature:** Operating: 5° to 35°C (41° to 95°F); Non-operating: -20° to 65°C (-4° to 149°F)
- **Thermal gradient:** Operating: 15°C per hour maximum; Non-operating: 20°C per hour maximum
- **Relative Humidity:** Operating: 20% to 80%; Non-operating: 10% to 95%
- **Altitude (relative to sea level):** Operating: -60 to 3000 meters; Non-operating: -60 to 10,000 meters
- **Shock:** Operating: 10G; Non-operating: 60G
- **Vibration:** Operating: 0.5G; Non-operating: 1.0G

## Accessories

### Toshiba Accessories

PA3241U-1ACA	45 Watt AC Adapter
PA3083U-1ACA	75 Watt AC Adapter
PA3228U-1BRS	Battery Pack
PA3091U-1CHG	Battery Charger
PA3109U-1FDD	USB Floppy Disk Drive
PA3242U-1ETC	Toshiba Tablet Pen

### Targus Accessories

PA1315U-1NCS	Toshiba 3-in-1 Cover - Nylon
--------------	------------------------------

PA1316U-1NCS	Toshiba 3-in-1 Cover - Leather
NW24XCD	PC Card CD-ROM drive
NWDVD04	PC Card DVD-ROM drive
NW930U	PC Card DVD-ROM/CD-RW drive

### **KINGSTON Memory**

KTT-SO133/128	128MB Memory
KTT-SO133/256	256MB Memory
KTT-SO133/512	512MB Memory

### **Wi-Fi (Agere)**

8484415560	Orinoco Wireless LAN PC Card (Gold)
7000011030	AP-2000 (802.11a/b) Access Point
8485878380	Orinoco AP-500 Access Point

---

## **Product/Part Numbers/UPC**

Portégé 3500 – PIII 1.33/12T/256MB/40GB/WLAN/WinXP-TE  
Part# PP350U-002GF4      UPC Code: 032017163386

Portégé 3505 – PIII 1.33/12T/256+256MB/40GB/WLAN/WinXP-TE  
Part#PP350U-002YXE      UPC Code: 032017162273

**\*GB = 1 billion bytes**

**\*\* Programmable buttons**

### **◆Central Processing Unit (“CPU”) Performance Disclaimer:**

CPU performance in your computer product may vary from specifications under the following conditions:

- use of certain external peripheral products
- use of battery power instead of AC power
- use of certain multimedia games or videos with special effects
- use of standard telephone lines or low speed network connections
- use of complex modeling software, such as high end computer aided design applications
- use of computer in areas with low air pressure (high altitude >1,000 meters or >3,280 feet above sea level)
- use of computer at temperatures outside the range of 5°C to 35°C (41°F to 95°F) or >25°C (77°F) at high altitude (all temperature references are approximate).

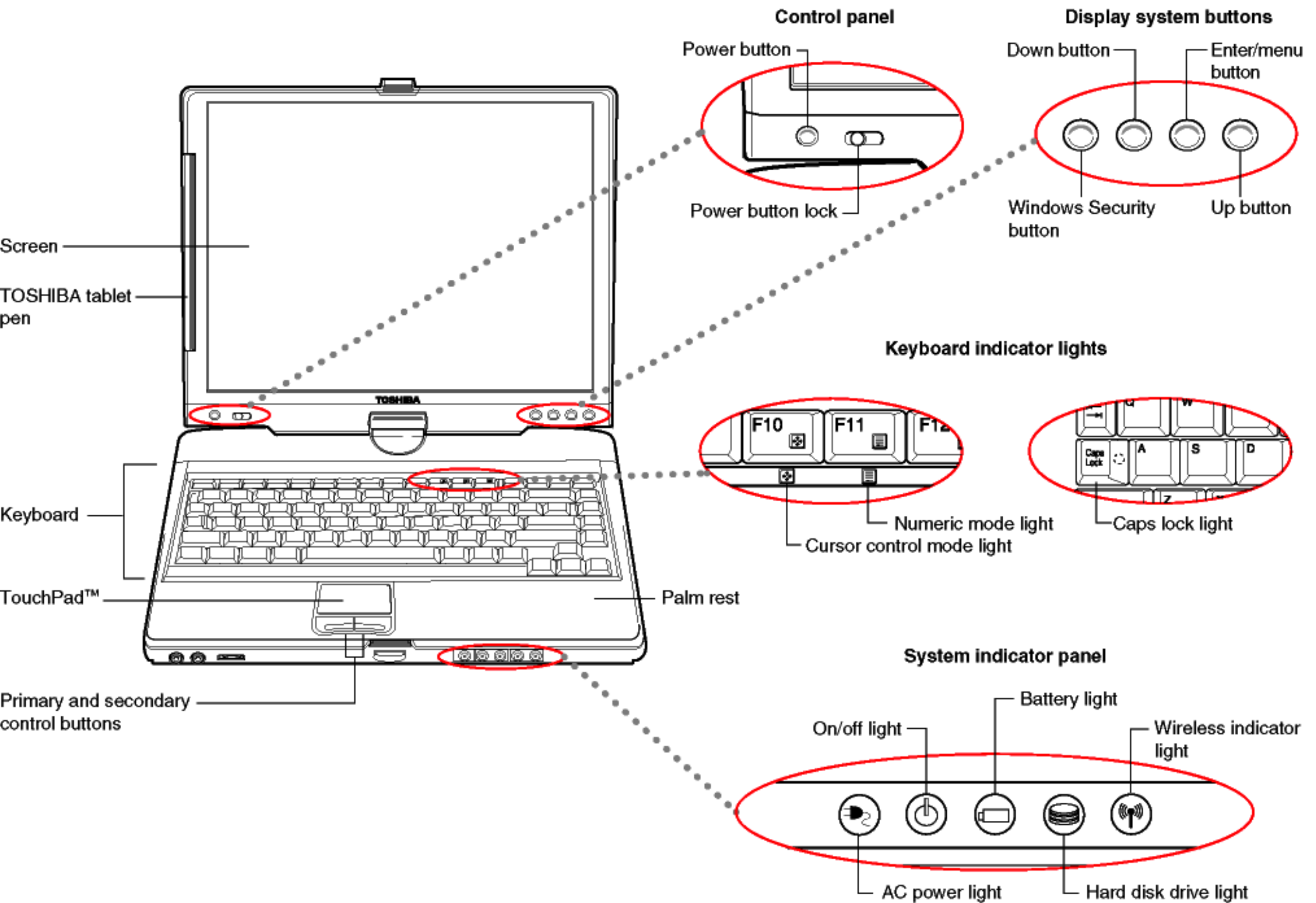
CPU performance may also vary from specifications due to design configuration.

Under some conditions, your computer product may automatically shut-down. This is a normal protective feature designed to reduce the risk of lost data or damage to the product when used outside recommended conditions. To avoid risk of lost data, always make back-up copies of data by periodically storing it on an external storage medium. For optimum performance, use your computer product only under recommended conditions. Read additional restrictions under “Environmental Conditions” in your product Resource Guide. Contact Toshiba Technical Service and Support for more information.

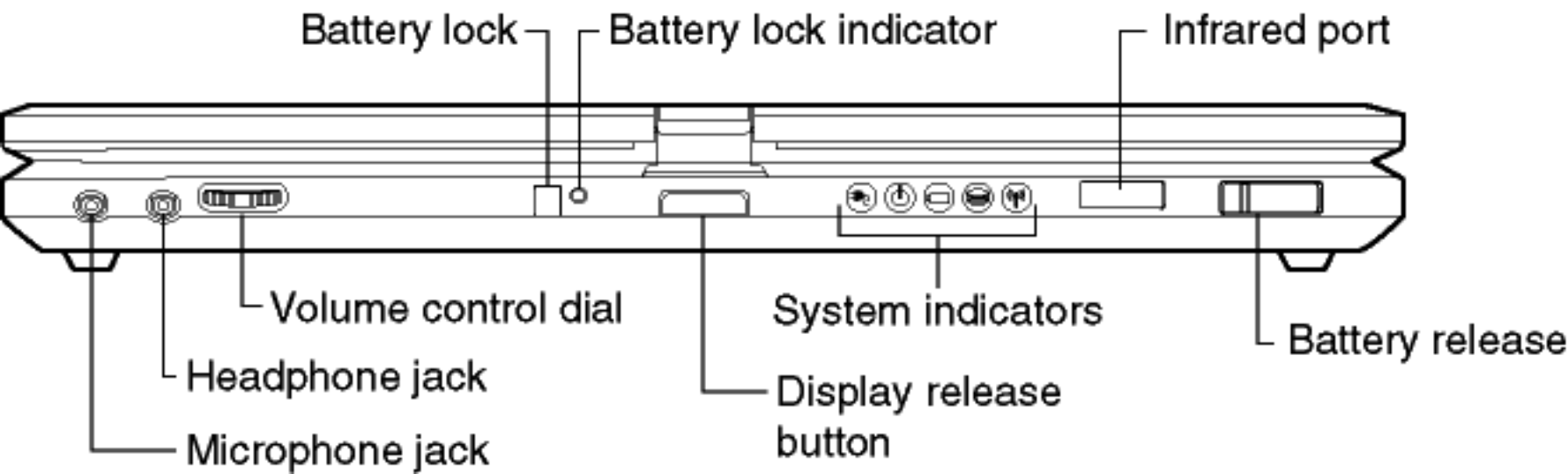
### **Return Policy**

TAIS does not accept the return of component parts, or bundled software, which have been removed from the PC system. Pro-rata refunds on individual PC components or bundled software, including the operating system, will not be granted. If you wish to return a complete PC system, contact the TAIS dealer where you purchased the product, and comply with the dealer's standard return policies and procedures.

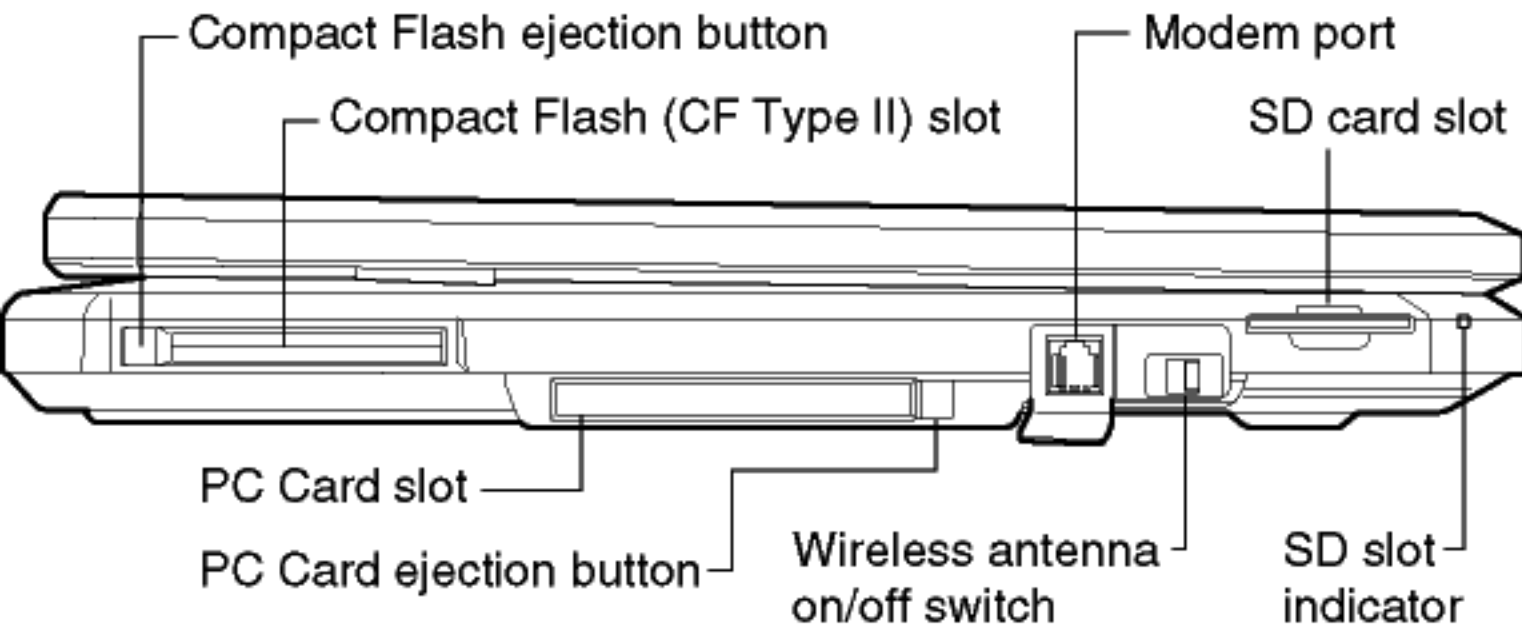
# Front with display open



# Front with display closed



# Left side



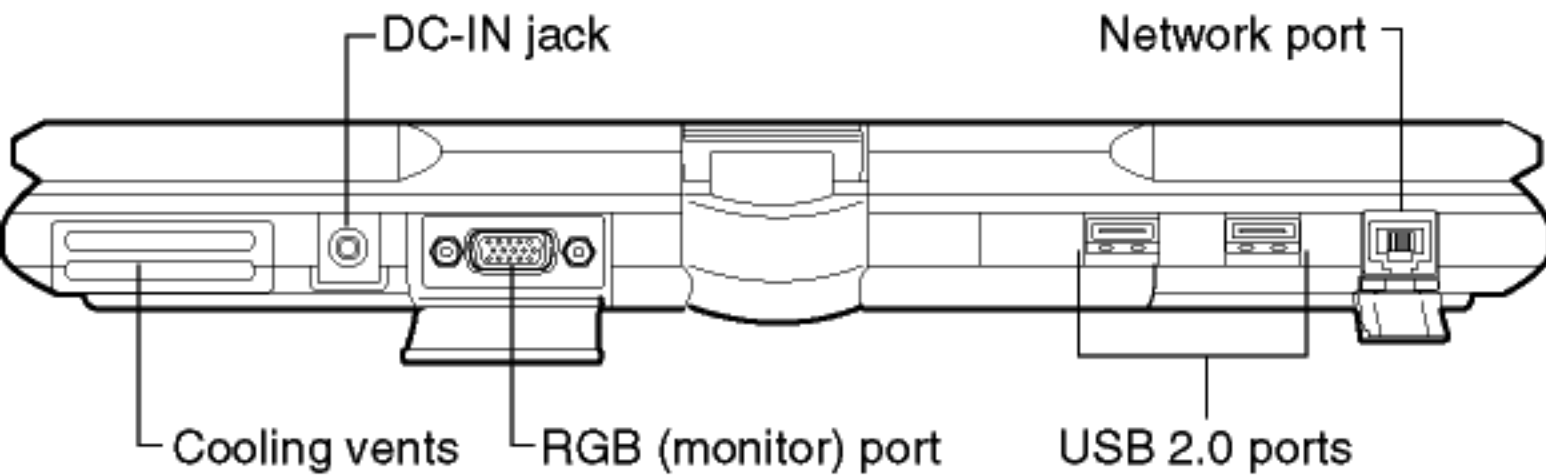
# Right side

Hard disk drive cover



Security lock slot

# Back



# Underside

